

Feeling



Grateful For



Loving



Page Recipe

Products Used: Happy Life
2" Border Strip
Journal Card cut into 3 pieces
Designer Cardstock



Feeling

Loving

Grateful For

Page Recipe

Products Used: Happy Life, Joyful
Pocket Border Strip cut into two 4" Pieces
Pocket Journal Card cut in half
Journal Card cut into 3 pieces
Designer Cardstock



HERE
& NOW


DATE

RECORDED

FAVORITES OF THE DAY

Page Recipe

Products Used: Happy Life
2" Border Strip
2.5"x12" Strip of Designer Cardstock
Journal Card
Designer Cardstock



warm drinks

WARM HEARTS

Page Recipe

Products Used: Happy Life
2 Journal Cards
Designer Cardstock
2" Border Strip

Page Recipe

Products Used: Happy Life
Journal Card cut to 2.5"x3.5"
Designer Cardstock cut to 1.5"x12"
Designer Cardstock cut to 6"x12"
Linen Designer Refill

Page Recipe

Products Used: Happy Life
Journal Card cut to 2.5"x3.75"
Designer Cardstock cut to 1.5"x12"
Designer Cardstock cut to 6"x12"
Linen Designer Refill

LOVE
THIS

Happy
TOGETHER



HOT
CHOCOLATE
WEATHER

Page Recipe




Products Used: Fall into Winter
Cut a part border Strip
Designer Cardstock cut to 1.5"x12"
Cut a Part
Linen Designer Refill

Thanks
GIVING

Baby it's
COLD
Outside

Page Recipe

Products Used: Fall into Winter
2 Cut a Parts
Pocket Border Strip
Designer Paper cut into 1.25"x12"
Border Strip
Designer Cardstock cut into 2 3 "
Squares





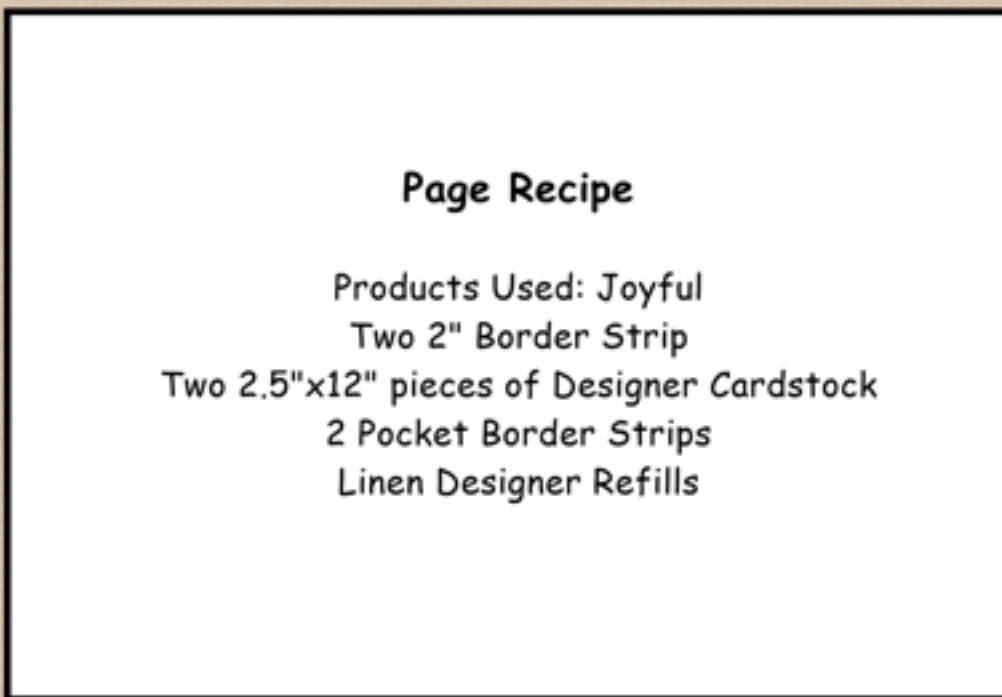
Page Recipe

Products Used: Joyful
Two 2" Border Strip
2 Pocket Border Strips
Linen Designer Refills



Page Recipe

Products Used: Joyful
Two 2" Border Strip
Two 2.5"x12" pieces of Designer Cardstock
2 Pocket Border Strips
Linen Designer Refills






Page Recipe

Products Used: Joyful
2" Border Strip
Pocket Journal Card
Creme de le Creme Designer Refill



Page Recipe

Products Used: Joyful
2" Border Strip
Pocket Journal Card Cut into 2 pieces
Creme de le Creme Designer Refills





Silent
NIGHT
Holy
Night

Page Recipe

Products Used: Joyful
2" Border Strip
Pocket Border Strip
Pocket Journal Card Cut in half.
Designer Cardstock

Joyeux
NOEL



Page Recipe

Products Used: Joyful
Two 2" Border Strip
Pocket Border Strip cut into 1.25"x1.25"
Squares
2 1.5"x12" Strips of Designer Cardstock,
Linen Refill Pages



At Christmas all roads lead home



Page Recipe

Products Used: Joyful
2" Border Strips
Designer Cardstock cut into 1.5"x4"
strips
Black Noir Designer Refill





Page Recipe



Products Used: Joyful
2" Border Strip
2" Border Strip cut to 2"x6"
Pocket Border Strip cut to 1.25"x6"
Word Art from Fall into Winter
Black Noir Designer Refill



Santa
MOMENTS

Page Recipe

Products Used: Joyful
Pocket Journal Card
Two 2" Border Strips
2 Pocket Borders
Linen Designer Refill



Page Recipe

Products Used: Joyful
2 Pocket Journal Cards
2 Pocket Border Strips
Linen Designer Refill

merry



Page Recipe

Products Used: Joyful, Fall into Winter
Two 2" Border Strips cut into 2"x6"
pieces.

Use Stickers and word art cut a parts
from Fall into Winter.

PEACE



stay
COZY

Let
it
snow

SLEDD



Page Recipe

Products Used: Happy Life and Fall into
Winter

2" Border Strip
Designer Cardstock
3 Cut a Parts



* Winter Wonderland *

♡ Frosty mornings & toasty mugs ♡



SLEDDING